



## 30m to 100m ZLP500 High Rise Window Cleaning Equipment Building Cleaning Equipment

### Our Product Introduction

for more products please visit us on [hycmtowercrane.com](http://hycmtowercrane.com)

#### Basic Information

- Place of Origin: China
- Brand Name: HYCM or others
- Certification: ISO, CE
- Model Number: ZLP500 Glass Cleaning Gondola
- Minimum Order Quantity: 1 set
- Price: \$2050-2350 per set
- Packaging Details: LCL or 20'GP, 40'HQ Container
- Delivery Time: 7-10 days
- Payment Terms: Western Union, L/C, T/T
- Supply Ability: 50 sets per month



#### Product Specification

- Condition: 100% New
- Application: Buildings And Projects
- Type: Suspended Climbing
- Max. Load: 500 Kg
- Standard Height: 100 M
- Rated Speed: 9-11 M/min
- Power supply: 380V/50Hz Or According To Client's Requirements
- Motor Power: 2\*1.5 Kw
- Platform Material: Steel, Hot Galvanized Or Aluminum
- Platform Length: 5 M



#### More Images



## Product Description

### 30m to 100m ZLP500 High Rise Window Cleaning Equipment Building Cleaning Equipment

#### Description

1. The ZLP series powered **Suspended Gondola / Cradle / Stage** is one new type construction machine.
2. It is a substitute of traditional scaffold used for exterior construction, decoration, cleaning and maintenance of high rise building, and is also ideal for applications such as the welding of seagoing ship in shipbuilding industry, cleaning of oil-based paint, installation of elevators, big-size tanks and high chimneys, construction of reservoir dams, and inspection, cleaning and repair of bridges.

#### Specification

|                              |                            |                     |
|------------------------------|----------------------------|---------------------|
| Model                        |                            | ZLP500              |
| Rated load                   |                            | 500Kg               |
| Lifting speed                |                            | 8-10m/min           |
| Platform Dimension L×W×H(mm) |                            | 5000(2+3m)×720×1300 |
| Lifting Height               |                            | 100 m               |
| Cable                        |                            | 100 m               |
| Steel rope                   |                            | Φ8.3mm              |
| Hoist                        | Power                      | 1.5KW*2             |
|                              | Voltage                    | 380V/50HZ           |
| Safety lock                  | Permission force of impact | 30KN                |
|                              | Locking Cable Angle        | 3°~8°               |
| Suspension mechanism         | Front beam overhang        | 1.3~1.5m            |
|                              | Support adjustable height  | 1.44~2.14m          |
| Galvanized                   |                            |                     |
| Counterweight includes       |                            | 800KG               |
| 20'ft container load qty     |                            | 10 sets             |

#### Parts contains:

1. Suspended Cage: Steel or Aluminum Alloy (powder coating or hot galvanization)
2. Suspension Mechanism: Steel (powder coating or hot galvanization)
3. Electric hoists: LTD5
4. Safety Lock: LSF30
5. Electric control box: Schneider brand
6. Steel wire rope: 8.3mm
7. Counterweights: Cement or Cast Iron
8. Spare parts

#### Features:

- Easy to use
- Cost effective solutions
- Reasonable price

#### Picture



emma1109@foxmail.com  
0086 18254159408

**More products available: Construction Machinery**

**Tower Cranes**

- QTZ Topkit/Hammer Head Tower Cranes: Working jib from 30-75m and max.load from 4-25t.
- PT Topless/Flat Top Tower Cranes: Working jib from 30-80m and max.load from 4-32t.
- D Luffing Tower Crane: Working jib from 25-60m and max.load from 3-25t.
- QD Derrick Crane: load from 3t to 25t for disassemble inner climbing tower cranes.

□

**SC Construction Man and Material Elevator**

- Rack and pinion elevator, special for the lifting work of construction Man and Material, 1000kg to 4000kg capacity, Passenger and Material, up to 200m. .

□

**SS Building Material Lift / Hoist**

- Wire rope lift, special material lifting work in construction site, 1000kg to 2000kg capacity, no passenger, up to 60m.



**Working Platforms ZLP**













## SJY Scissor Lift



## Gantry Crane

emma1109@foxmail.com emma1109@foxmail.com emma1109@foxmail.com emma1109@foxmail.com

**Main products**

|   |  |  |
|---|--|--|
|   |    |   |
| Double Beam Bridge Crane  | Single Beam Bridge Crane   | Half gantry crane  |
|  | <p><b>Our advantage</b></p> <ol style="list-style-type: none"> <li>1. Choose high-quality materials</li> <li>2. One-stop customized service</li> <li>3. Professional after-sales team</li> </ol> |  |
| Double Girder gantry crane  |  | Rubber tyred gantry crane  |
|  |   |  |
| Electric Hoist  | Jib Crane  | Electric Winch   |

## Small Jib Crane



**Jinan Avitt International Trade Co., Ltd-HYCM Tower Crane**



0086-18254159408



emma1109@foxmail.com



hycmtowercrane.com

No.218-1,Building 8, Comprehensive Building, Zone 8, Dongshan Garden, Shuangshan Street, Zhangqiu District, Jinan City, Shandong Province, China