




## SC200 Construction Elevator 2 tons 60m Building Site Hoist With Images and Catloge

### Our Product Introduction

for more products please visit us on [hycmtowercrane.com](http://hycmtowercrane.com)


#### Basic Information

- Place of Origin: China
- Brand Name: HYCM or XINGDAO
- Certification: CE, ISO
- Model Number: SC200 Construction Elevator
- Minimum Order Quantity: 1 set
- Price: \$26500-50900 per set
- Packaging Details: Naked packing, 1\*40'HQ containers.
- Delivery Time: 10 days after receiving the deposit or origin LC
- Payment Terms: Western Union, L/C, T/T
- Supply Ability: 40 sets per month



#### Product Specification

- Condition: 100% New
- Application: Buildings Site
- Type: Schneider Or SINEE Inverter Control
- Load: 2 Tons
- Max. Height: 250 M
- Rated Speed: 0-33 0-60 0-90 Or Others
- Power supply: 380V/50Hz Or According To Client's Requirements
- Motor Power: 3\*11kw Or 2\*13kw
- Motor Brand: Xingxiang, Sanshang, Juli Or Other
- Mast Section Size: 650\*650\*1508mm Or 800\*800\*1508mm



#### More Images



## Product Description

### SC200 Construction Elevator 2 tons 60m Building Site Hoist With Images and Catloge

#### Description

1. Construction Hoist is also called as Man-Lift, Temporary elevator, Builder hoist, Passenger hoist or Construction elevator.
2. This type of hoist is commonly used on large scale construction projects, such as high-rise buildings or major hospitals.
3. There are many other uses for the construction elevator. Many other industries use the buckhoist for full-time operations, the purpose being to carry personnel, materials, and equipment quickly between the ground and higher floors, or between floors in the middle of a structure.
4. There are three types: Utility to move material, personnel to move personnel, and dual-rated, which can do both. SC series lifting both material and personnel.

#### Specification

Model	SC200
Payload capacity	Up to 2000 kg
Speed m/min	33, 0-33, 0-46, 0-96 or others
Max. lifting height	150 m (Increased lifting height on request.)
Cage width (internal)	1.3 m & 1.5 m
Cage length (internal)	3 m
Cage height (internal)	2.2 m
Motor control	Directly driven without inverter
Motor power	2 x 11 kw
Power supply range	380V, 50Hz or 60 Hz, 3 phase
Type of mast	650mm, Tubular steel with integrated rack
Length mast section	1.508 m
Weight mast section with 1 racks	127 kg

#### Completed safety measures

1. Safety Governor
2. Top limit switch and Bottom limit switch
3. 3-phase switch
4. Buffer Spring
5. Mechanical lock
6. Reducing device
7. Brake pieces
8. Overload Protector
9. Leakage Protection switch
10. Emergency button
11. Terminal and Final stopping switches
12. Guard Rail

#### Our advantage


1. 15 years of experience in supplying new external climbing tower crane with HYCM Brand.
2. Export to more than 20 countries with CE/ISO/GOST/CU-TR Certificates.
3. Stationary/Traveling and internal climbing type tower crane are available
4. Impeller blasting/rust protection paint
5. Advanced painting process
6. Strict and experience welding line
7. New designed mast, can be used to Internal and external climbing tower crane
8. Well known brand mechanism system, Schneider Electronic control system, Jjiangte and Jiuhe motor
9. Engineers available to service machinery overseas.
10. For warranty, it is 12 months from the B/L date. What's more, some free easy worn spare parts are provided together with the crane.

#### Pictures



**Robot welding**

Mast section and wall tie use robot welding to ensure welding quality and well appearance



**CNC cutting machine**

To ensure Efficient and high quality semi parts



**Power spray painting line**

Keep all the painting high quality and good appearance.

#### **More products available:**

##### **Tower Cranes**

- QTZ Topkit/Hammer Head Tower Cranes: Working jib from 30-75m and max.load from 4-25t.
- PT Topless/Flat Top Tower Cranes: Working jib from 30-80m and max.load from 4-32t.
- D Luffing Tower Crane: Working jib from 25-60m and max.load from 3-25t.
- QD Derrick Crane: load from 3t to 25t for disassemble inner climbing tower cranes.

□

##### **SS Building Material Lift / Hoist**

----- Wire rope lift, special material lifting work in construction site, 1000kg to 2000kg capacity, no passenger, up to 60m.

##### **ZLP Suspended Platform**





### 高空作业吊篮

高空作业吊篮主要用于高层建筑的外墙施工、装修、洗和保养，也可用于大型罐体，烟筒，水坝，桥梁，架的施工

Suspended working platform is an ideal equipment for facade construction, decoration, cleaning and maintenance, and is also widely used in elevator installation, shipyard, big tank, bridge, embankment and chimney.



- 设计新颖、安装简单、操作方便 ·
- 结构紧凑、用料精良、使用寿命长、
- 承载能力强、传动效率高、准确便捷 ·
- 安全锁保护装置 ·
- 电控系统安全保护装置 ·
- 安全绳保护措施 ·
- 保证安全运行 ·

emma1109@foxmail.com  
0086 18254159408

### SJY Scissor Lift



emma1109@foxmail.com



Jinan Avitt International Trade Co., Ltd-HYCM Tower Crane



0086-18254159408



emma1109@foxmail.com



hycmtowercrane.com

No.218-1, Building 8, Comprehensive Building, Zone 8, Dongshan Garden, Shuangshan Street, Zhangqiu District, Jinan City, Shandong Province, China